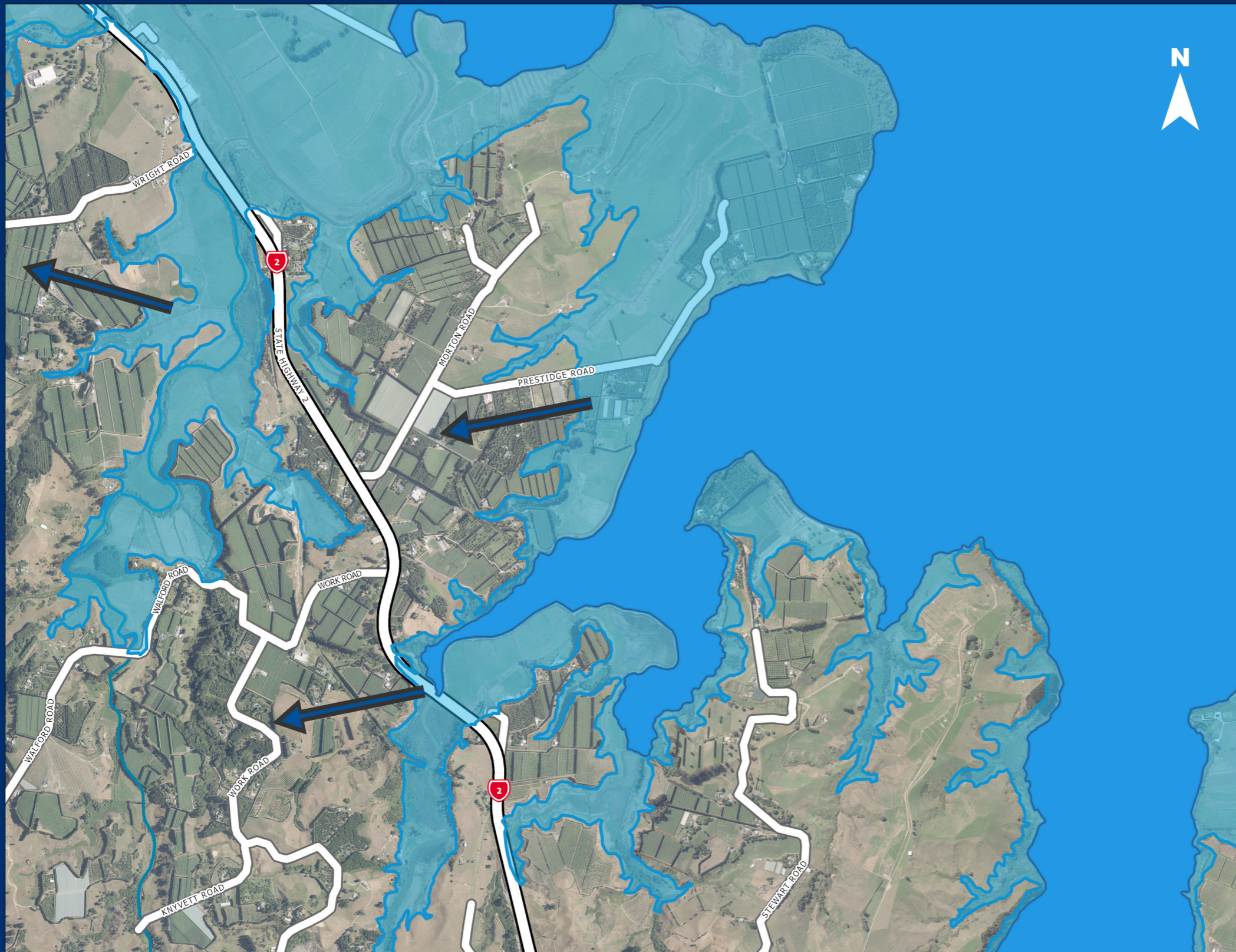


# TSUNAMI EVACUATION ZONE: Wainui North



## IMPORTANT

Parts of this area are at risk of tsunami

A **LONG** or **STRONG** earthquake could be your only warning.

**LONG or STRONG:  
GET GONE**

Long or Strong  
**GET GONE**



**DO NOT ignore these natural warning signs:**

- Strong earthquake where it is hard to stand up.
- Weak, rolling earthquake shaking for longer than a minute.
- Unusual sea behaviour, like sudden sea level changes.
- The sea making loud and unusual sounds, especially roaring noises.

## WHAT TO DO?

- 1 Leave immediately, don't wait for an official warning.
- 2 Walk or bike quickly if possible. Only drive if you have to.
- 3 Move quickly to higher ground, or as far from the coastline as possible.

**STAY OUT OF THE TSUNAMI EVACUATION ZONE AND LOW-LYING AREAS UNTIL YOU GET THE ALL CLEAR FROM OFFICIAL CHANNELS**

For more information visit:  
[www.bopcivildefence.govt.nz](http://www.bopcivildefence.govt.nz)

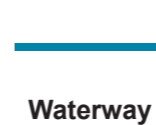
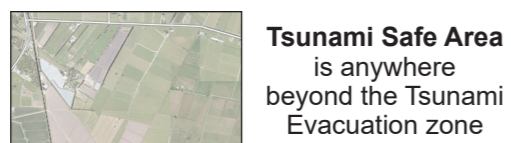
Follow Bay of Plenty Civil Defence on social media for updates.

[facebook.com/bopcivildefence](https://www.facebook.com/bopcivildefence)

[twitter.com/bopcivildefence](https://twitter.com/bopcivildefence)

Listen to the radio

VIEW  
ONLINE  
MAP  
HERE



Scale:  
**1:20,000**

