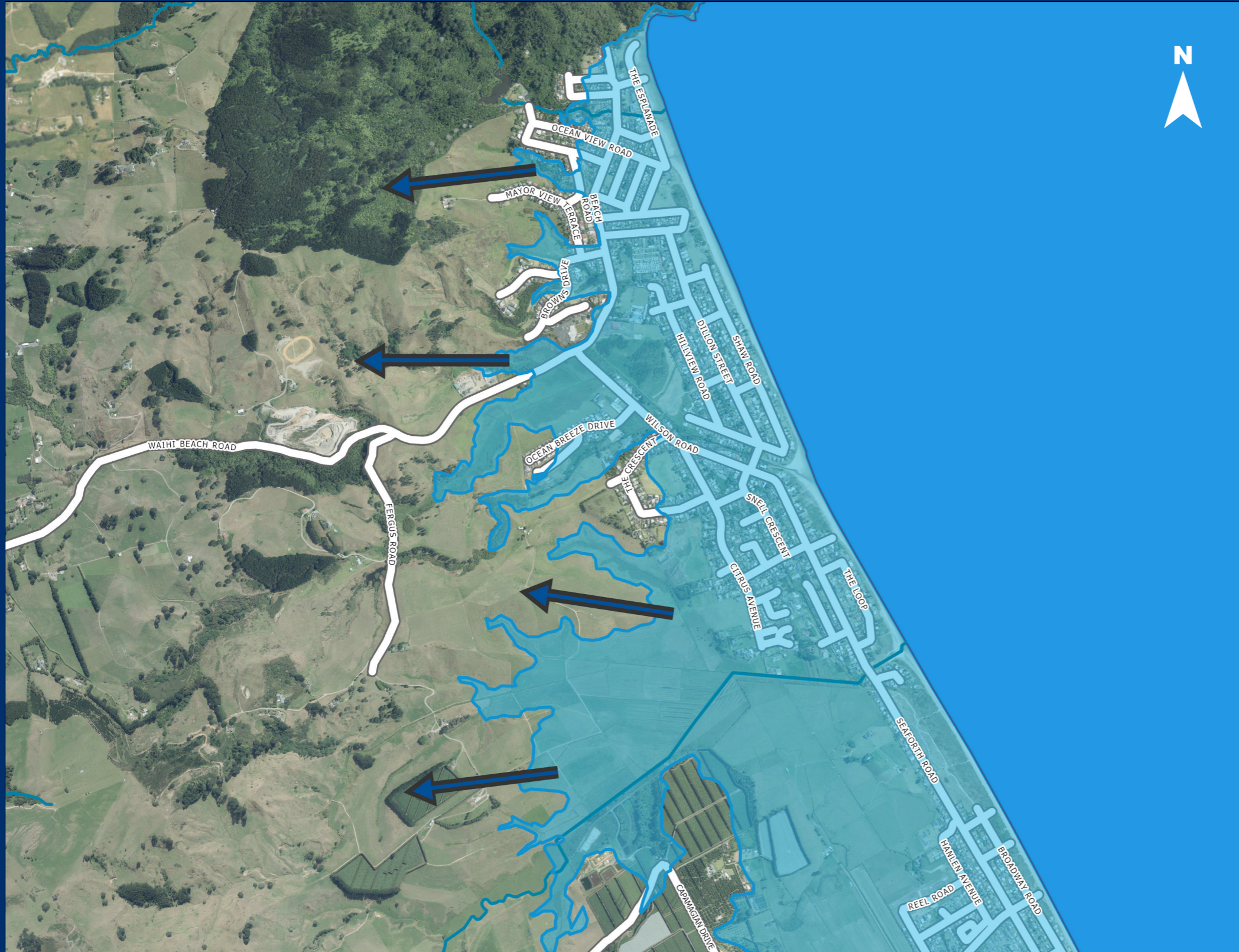


TSUNAMI EVACUATION ZONE: Waihi Beach



IMPORTANT

Parts of this area are at risk of tsunami

A **LONG** or **STRONG** earthquake could be your only warning.

LONG or STRONG: GET GONE



DO NOT ignore these natural warning signs:

- Strong earthquake where it is hard to stand up.
- Weak, rolling earthquake shaking for longer than a minute.
- Unusual sea behaviour, like sudden sea level changes.
- The sea making loud and unusual sounds, especially roaring noises.

WHAT TO DO?

- 1 Leave immediately, don't wait for an official warning.
- 2 Walk or bike quickly if possible. Only drive if you have to.
- 3 Move quickly to higher ground, or as far from the coastline as possible.


STAY OUT OF THE TSUNAMI EVACUATION ZONE AND LOW-LYING AREAS UNTIL YOU GET THE ALL CLEAR FROM OFFICIAL CHANNELS

For more information visit:
www.bopcivildefence.govt.nz

Follow Bay of Plenty Civil Defence on social media for updates.

- [facebook.com/bopcivildefence](https://www.facebook.com/bopcivildefence)
- twitter.com/bopcivildefence
- Listen to the radio

VIEW
ONLINE
MAP
HERE



Tsunami Evacuation Zone



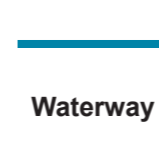
Tsunami Safe Area is anywhere beyond the Tsunami Evacuation zone



Tsunami Safe Locations are possible evacuation points



Evacuation Route



Waterway

Scale: 1:20,000

