

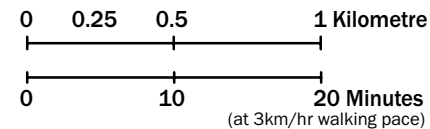
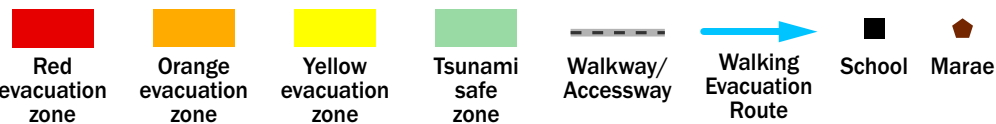
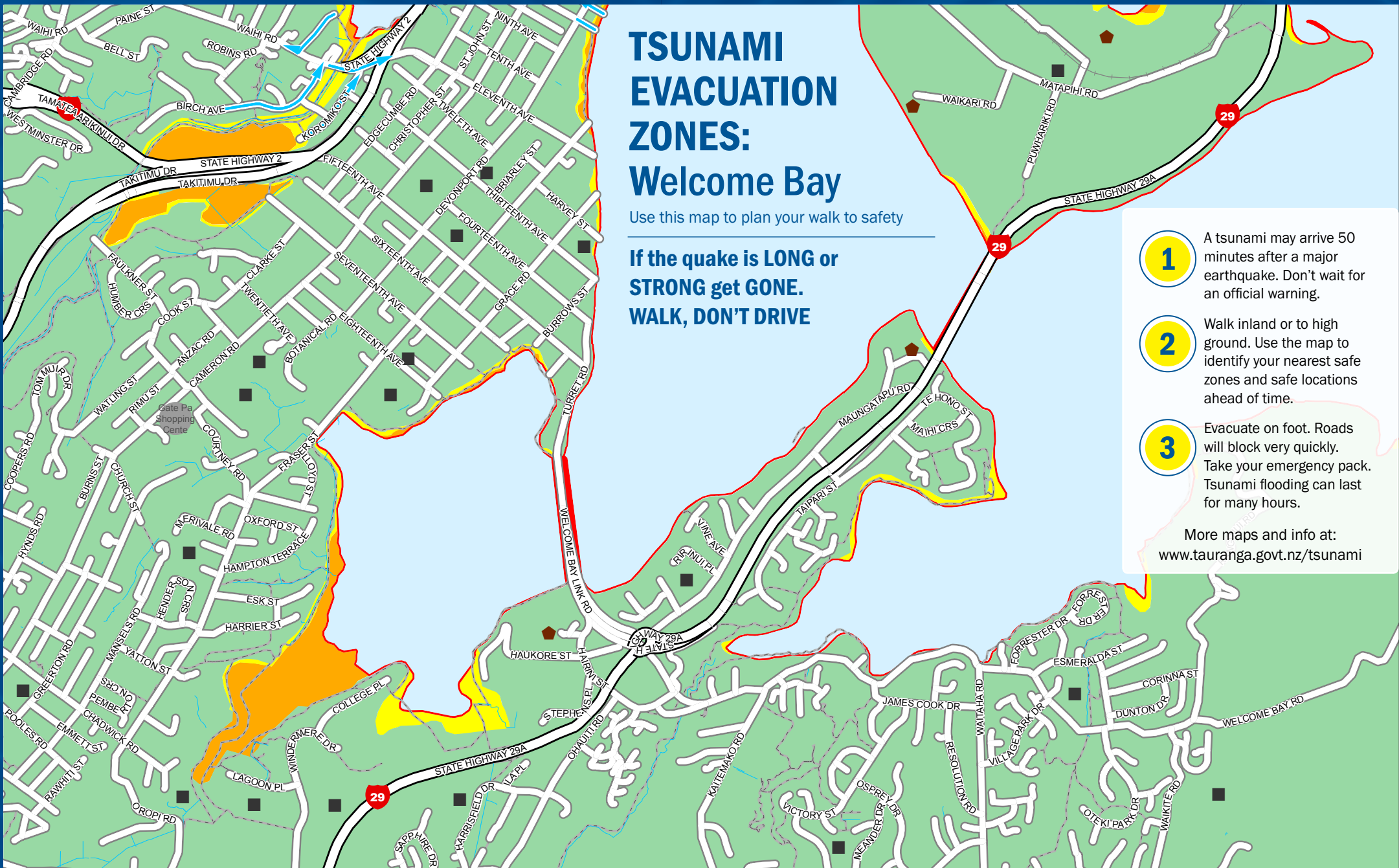
TSUNAMI EVACUATION ZONES: Welcome Bay

Use this map to plan your walk to safety

If the quake is LONG or STRONG get GONE. WALK, DON'T DRIVE

- 1 A tsunami may arrive 50 minutes after a major earthquake. Don't wait for an official warning.
- 2 Walk inland or to high ground. Use the map to identify your nearest safe zones and safe locations ahead of time.
- 3 Evacuate on foot. Roads will block very quickly. Take your emergency pack. Tsunami flooding can last for many hours.

More maps and info at:
www.tauranga.govt.nz/tsunami

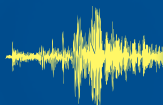


3 things you need to know to survive a tsunami

1 WHEN TO EVACUATE

The first tsunami warning is an earthquake

A tsunami could arrive 50 minutes after a major earthquake. Don't wait for an official warning to evacuate.



2 WHERE TO EVACUATE

Inland or high ground

We have taken the best possible scientific information to show where tsunami flooding is predicted to go and where you will be safe. Use the map on the other side of this flyer to plan your escape route.

3 HOW TO EVACUATE

Use your feet

In a big tsunami emergency there will be crippling traffic jams. Most people should be able to walk to a safe area or safe location shown on the map within 40 minutes.

With only 50 minutes, emergency services will not be able to get you out in time. Make a plan with your neighbours, especially if you know they will need assistance getting to safety.

Tsunami can arrive in several waves over a long period of time. That is why you need an emergency pack. You must be prepared to wait for many hours before the water subsides.

Tsunami warning signs

- Any earthquake that lasts LONGER than a minute.
- A big earthquake that is STRONG enough to knock you off your feet.
- Strange ocean behaviour: loud or strange noises, sudden changes in sea level or ocean drawing away from the shore.

If the earthquake is LONG or STRONG, you need to be GONE.

Tsunami evacuation zones

Red zone – You should always evacuate the red zone if there is any sort of tsunami warning, even if it is just a text from your friends.

Orange zone – In a formal evacuation for a tsunami that is more than 2 hours away, Civil Defence may ask you to move from the orange zone into the yellow zone.

Yellow zone – A devastating local source tsunami will probably flood the yellow zone. There will be no time for official warnings. After a major earthquake it will take about 50 minutes for this tsunami to reach the coast, plus another 30 minutes to flood the yellow zone.

Subscribe to emergency alerts at www.bopcivildefence.govt.nz

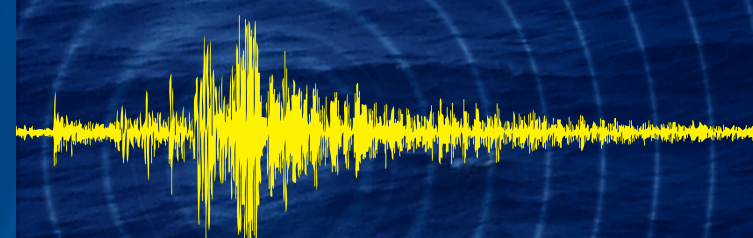
View more tsunami maps at www.tauranga.govt.nz/tsunami

This information reflects our best knowledge at June 2019. Please check our website for the latest maps.



Tsunami Evacuation Zones

Welcome Bay



A tsunami could follow a major earthquake. Don't wait for official warnings. Use this map to plan your evacuation.



Tauranga City



BAY OF PLENTY
EMERGENCY MANAGEMENT

GROUP